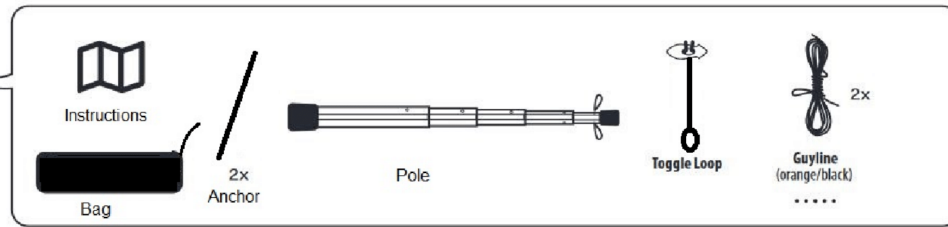


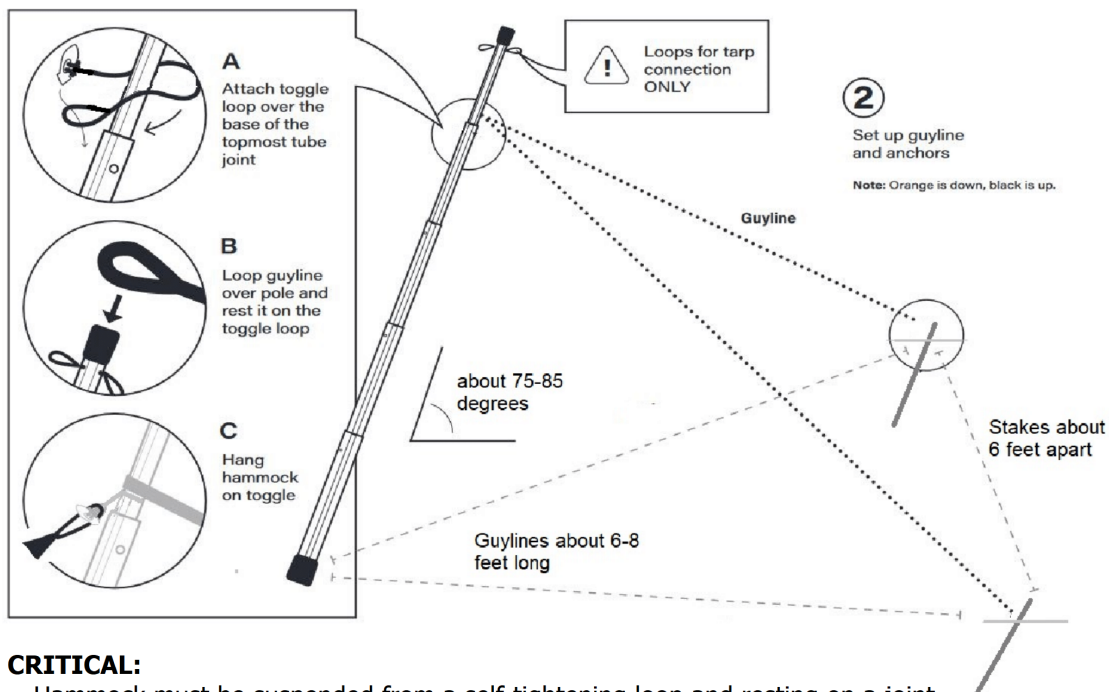
# TENSA SOLO

Portable  
Hammock  
Stand

## Setup Instructions



**1**  
Assemble  
pole



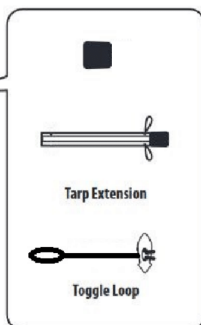
### CRITICAL:

- Hammock must be suspended from a self-tightening loop and resting on a joint.
- Guylines are immediately above the hammock suspension and resting on it.

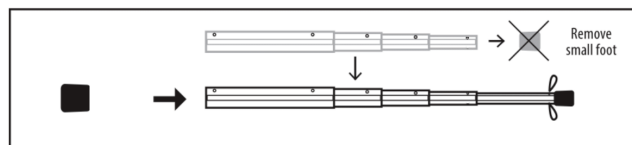
# TENSA SOLO Conversion Kit

Portable  
Hammock  
Stand

## Setup Instructions



**1**  
Prepare  
pole



**2**

Go to **STEP 1** on the  
TENZA SOLO  
setup instructions



Snap this QR code  
for setup videos and tips

