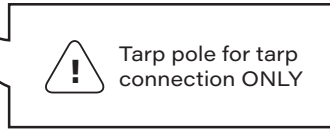
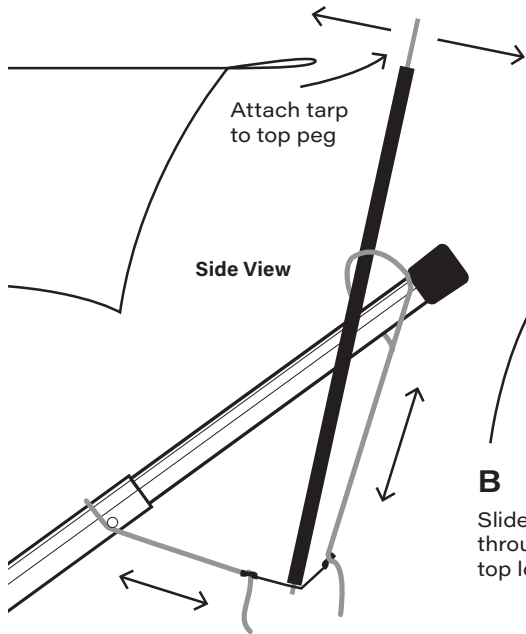
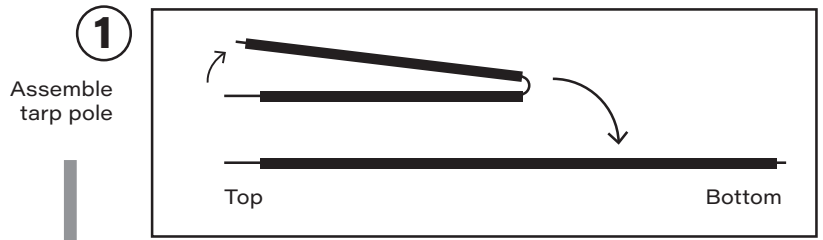
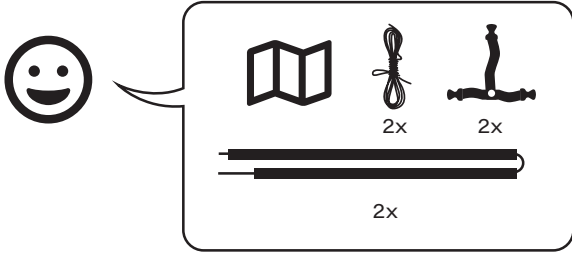


TENSA4 Tarp Extension Kit

Portable
Hammock
Stand

Version 1.2 Fall 2019

Setup Instructions



A Loop orange top line around Tensa4 stand

B Slide tarp pole through orange top loop

Tarp pole should be outside bar crossing to act as fulcrum point

2 Connect assembly to Tensa4 stand

C Connect side lines around pin

D Connect small pin on the tarp pole to assembly

Adjust lines as needed

*Tensa4 stand sold separately

Snap this QR code for setup videos and tips



Tensa
Outdoor

©2019 Tensa Outdoor | tensaoutdoor.com