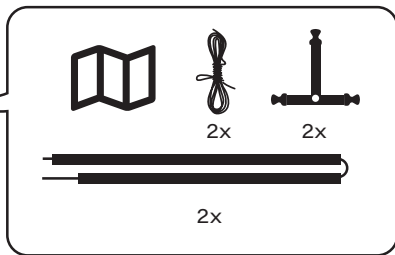


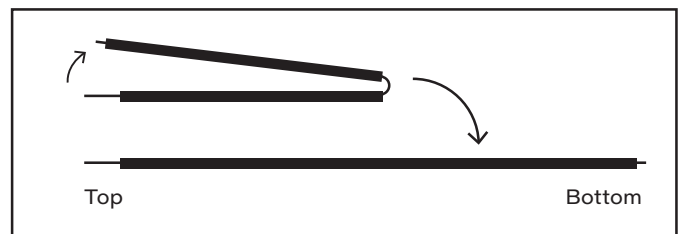
TENSA4 Tarp Extension Kit

Portable
Hammock
Stand

Setup Instructions

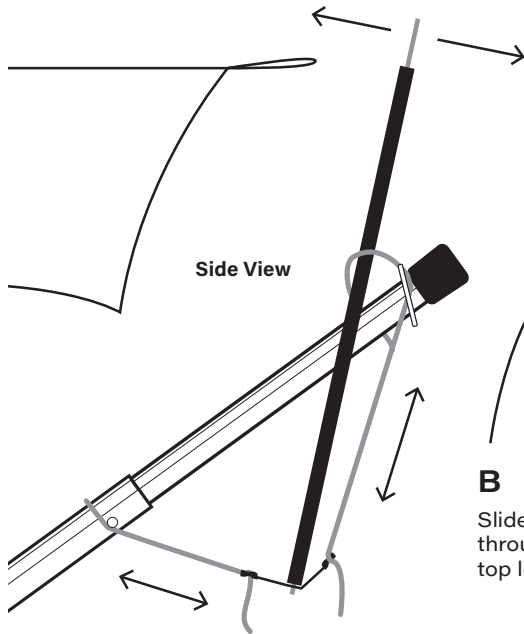


1
Assemble
tarp pole



Tarp pole for tarp
connection ONLY

Side View

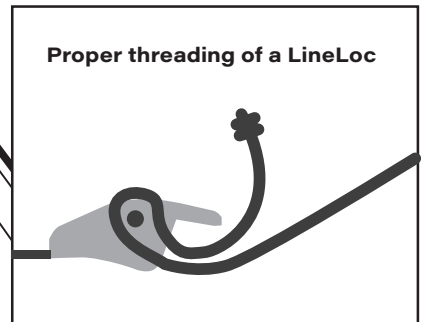


A
Loop orange top line
around Tensa4 stand

Tarp pole should be behind
the Tensa4 stand to act as
a fulcrum point

B
Slide tarp pole
through orange
top loop

Proper threading of a LineLoc



2

Connect assembly
to Tensa4 stand

C
Connect side
lines around pin

D
Connect small
pin on the
tarp pole to
assembly

Adjust lines
as needed

*Tensa4 stand sold separately

Snap this QR code
for setup videos and tips



**Tensa
Outdoor**

©2019 Tensa Outdoor | tensaoutdoor.com